RoHS compliant

# Specificatiion:

Material:
Contact Material: Brass
Contact plating:Au or Sn Over 50μ" Ni
Insulator Material:Black Polyester UL94V-0
Standard:LCP+30%G.F

Electrical:
Current rating: 0.75Amps/contact max.
Contact resistance: ≤20mΩ/contact
Insulation resistance: ⩾1000MΩ at V=100V
Withstanding Voltage:300V AC/minute

Mechanical:
Mechanical life cycle:min.200
Operaing temperatures: Gold Plsted:-55˚C to+105˚C
Tin plated:-40˚C to+105˚C
Soldering temperature: +260˚C,10s max.




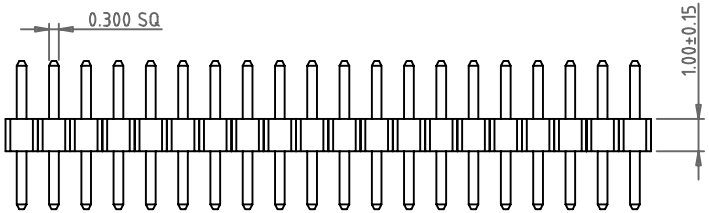


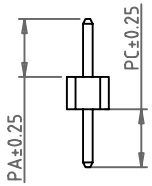


Recommended P.C.B
Layout(±0.05)

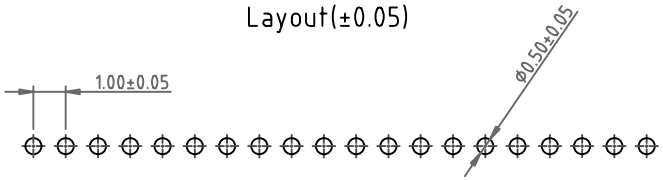


## Ordering Information

PH100010D - 1XX X X X 01 - XXXX - XXXX

- 1XX: No. of pins, 1*1-1*50
- X: Plating Option
  - A = Gold Flash
  - B = 3U" Gold
  - C = 5U" Gold
  - E = 15U" Gold
  - T = Tin
  - Z = Special
- X: Insulator Material Option
  - A = PBT
  - B = PA6T
  - F = LCP
  - Z = Special
- X: Packing Option
  - A = Tray
  - B = Bag
  - C = Tube
  - Z = Special
- XXXX: PA Length
  - 0600 = 6.00mm
  - 2500 = 25.0mm
- XXXX: PC Length
  - 0900 = 9.00mm
  - 1500 = 15.0mm

| | | | | | | | |
|---|---|---|---|---|---|---|---|
| **TM-LINK** | TM-Link Technology Limited | | | | | | |
| TITLE: | 1.0mm Pin Header Single row Dip type | | | | | | |
| TOLERANCES UNLESS OTHERWISE SPECIFIED: | DRAWN | Robert | DATE: | 2012-03-28 | DRAWING NO.: | PH100010D-1XX-01 | |
| X.XX ±0.25<br>X.X ±0.35<br>X. ±0.50<br>X.X° ±2°<br>X.° ±3° | CHECKED | Jhon | PROJECTION | | | | |
| | APPROVED | Jack | SIZE: A4 | UNIT: MM | SCALE: 1:1 | SHEET: 1/1 | REV: A |